MOTORS FOR SCREW DRIVING APPLICATIONS WITH ACCU-TRK CLUTCH

SALGS ACCU-TRK SERIES - Non-reversible

WATT: 480 / CONSUMPTION: 870 Nl/1'

Data measured at pressure of 6 bar - Minimum supply hose diameter: 10 mm * = With platinum springs and optional cams (**) Optional on ATE version: direct starting for Right and reversible motors.

Data sheet

SALGS3D AT



1. 1/4" hexagonal bit holder
2. Grip zone
3. Compressed air inlet
4. Screwing completed signal

Technical specification

Right rotation - Model	SALGS3D AT
Right rotation - Code	8604323
No-load speed - rpm/min	800
Torque Nm - Nm	4,8 - 14,6
Clutch spring	Gold

Form features

Standard coupling bit holder 1⁄4“ (6.35 mm)

MOTORS FOR SCREW DRIVING APPLICATIONS WITH ACCU-TRK CLUTCH

Data sheet
SALGS3D AT

SALGS ACCU-TRK SERIES - Non-reversible

WATT: 480 / CONSUMPTION: 870 Nl/1'

Data measured at pressure of 6 bar - Minimum supply hose diameter: 10 mm * = With platinum springs and optional cams (**) Optional on ATE version: direct starting for Right and reversible motors.

Torque Adjustment

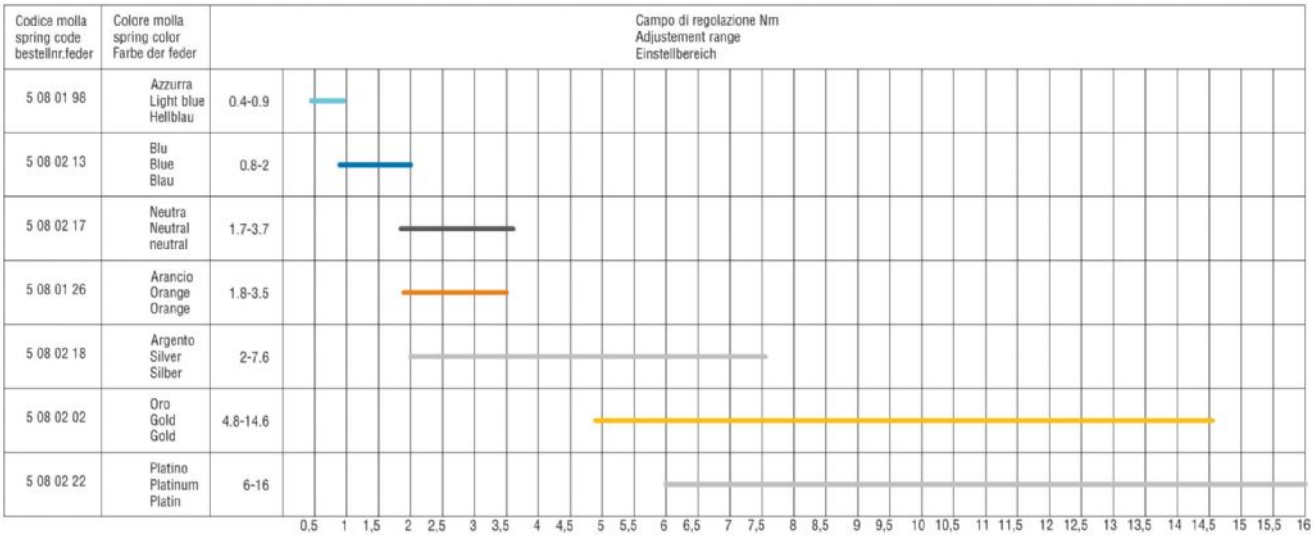

Overall dimensions

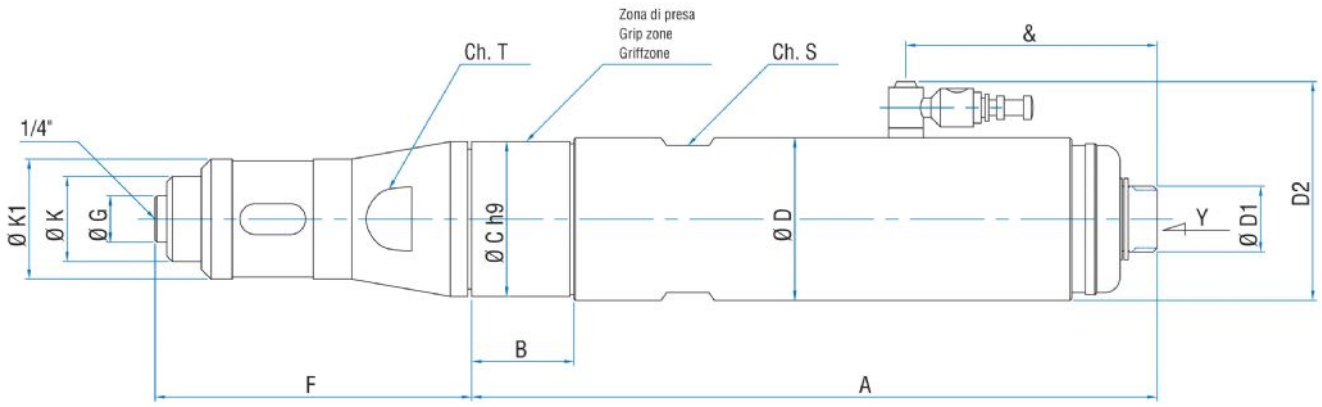

MOTORS FOR SCREW DRIVING APPLICATIONS WITH ACCU-TRK CLUTCH

Data sheet
SALGS3D AT

SALGS ACCU-TRK SERIES - Non-reversible

WATT: 480 / CONSUMPTION: 870 Nl/1'

Data measured at pressure of 6 bar - Minimum supply hose diameter: 10 mm * = With platinum springs and optional cams (**) Optional on ATE version: direct starting for Right and reversible motors.

Model	Code	A	B	C	D	D1	D2	F	G	K	K1	S	T	Y	&
SALGS3D AT	8604323	227,5	51,5	40	42	17	56,5	82	12	22	31	38	32	1/4"	65